

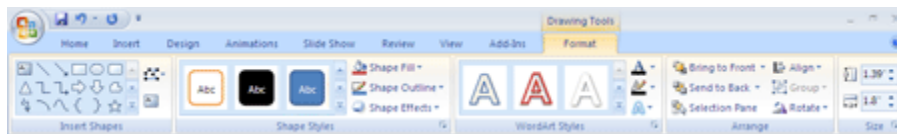
What happened to the Insert Diagram or Organization Chart button on the Drawing toolbar?

The Insert Diagram or Organization Chart button on the Drawing toolbar is not available in most 2007 Microsoft Office system

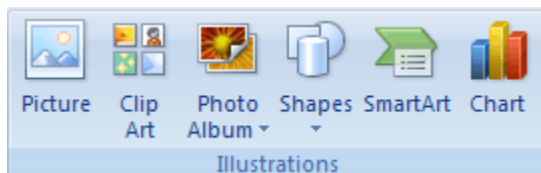
programs. The image shows a drawing toolbar with various icons for drawing shapes, lines, and text. The icons include a pencil, eraser, line, rectangle, oval, and various fill and outline options.

In some 2007 Office release programs, the Ribbon, which is a part of the Microsoft Office Fluent user interface replaces the Drawing toolbar and other toolbars and menus.

The Ribbon is designed to help you quickly find the commands that you need to complete a task. Commands are organized in logical groups under tabs, such as the **Clipboard** group on the **Home** tab. Each tab relates to a type of activity, such as writing or designing a page. To reduce clutter, some tabs appear only when needed. For example, the **Drawing Tools** tab appears only when you add or select a shape, line, or other drawing object. To learn more about the Ribbon, see [Use the Ribbon](#).

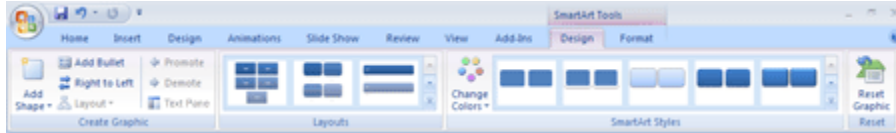


To create a diagram or organization chart by using 2007 Office release programs, [insert a SmartArt graphic](#). A SmartArt graphic is a visual representation of your information that you can quickly and easily create by choosing from many different layouts, to effectively communicate your message. To add a SmartArt graphic, on the **Insert** tab, in the **Illustrations** group, click SmartArt.




The **Illustrations** group as it appears in Microsoft Office PowerPoint 2007 and Microsoft Office Word 2007

After you insert a SmartArt graphic, additional tabs appear under **SmartArt Tools** that contain formatting and effects previously found on the Drawing toolbar, and additional new features like **Quick Styles**.



For more information about creating an organization chart, see [Create an organization chart](#).

TIP Because presentations often contain slides with bulleted lists, you can quickly [convert slide text to a SmartArt graphic](#) in Office PowerPoint 2007. To convert slide text to a SmartArt graphic, on the **Home** tab, in the **Paragraph** group, click **Convert to SmartArt graphic** . This button is available only when you have text selected.

